

CII National Award for “Excellence in Energy Management - 2021”



ITC Limited, PSPD, Unit - Kovai

P.Jayasankar. Designated Unit Energy Manager

M.Phannendra . Energy Manager

G.Srikanth, Energy Cell Member

ITC Ltd PSPD, Unit : Kovai



MILL INTRODUCTION

ITC Ltd. , PSPD , Unit: Kovai is located 42 km North of Coimbatore, Tamil Nadu

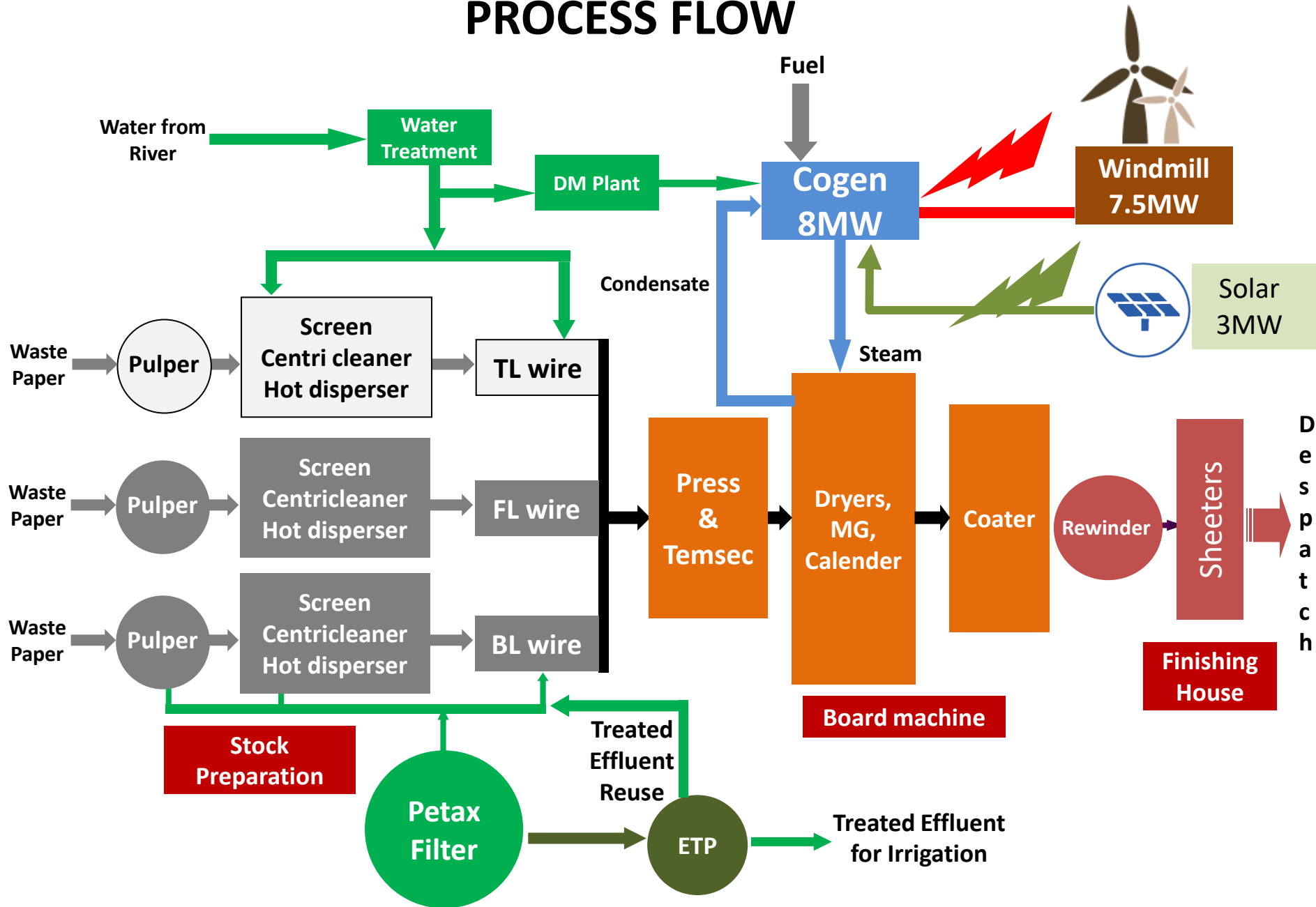
- Acquired from BIPCO in March 2004
- Manufacture Duplex Board from 100 % recycled fiber
- Production capacity of 1,20,000 Tons / year
- Employment to 1000+ people

Certifications:

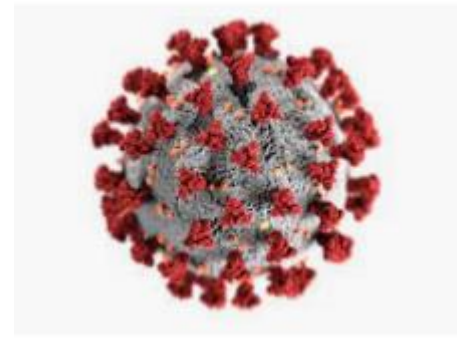
- ISO 9001 : 2015; ISO 14001 : 2015; OSHAS 18001 : 2007
- Certified for Forest Stewardship Council (FSC)
- First Indian Manufacturing unit to gain WWF's Global Forest Trade Network Membership
- **ITC PSPD Unit Kovai – First Company** in the Pulp and Paper Sector to receive GreenCo Platinum rating and recertified with Platinum in 2018-19
- CII Excellent Energy Efficient Unit 2010, '14, '15, '17, '19 & Energy Efficient Unit in 2018.
- Achieved **International Water Stewardship 2019 – Platinum level** by **AWS (Alliance for Water Stewardship)** certification. First paper mill in the world to achieve this award.



PROCESS FLOW



Impact of COVID-19

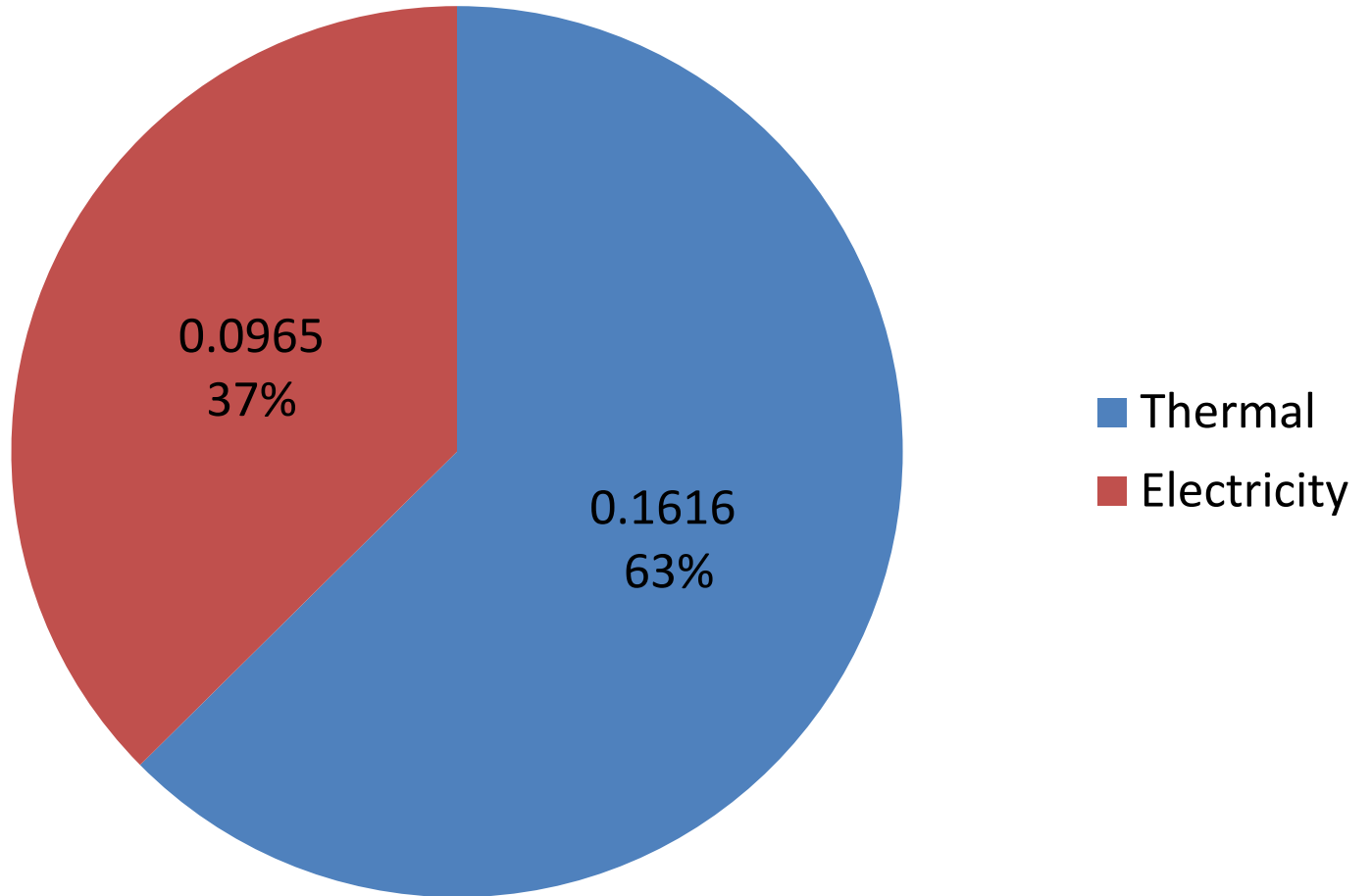


- Production stopped for 32 Days
- Production loss around 10670 MT
- Raw material (Waste Paper) cost increased by 80%
- Boiler fuel Raw lignite cost increased by 30 %
- Availability of Saw dust reduced by 25 %

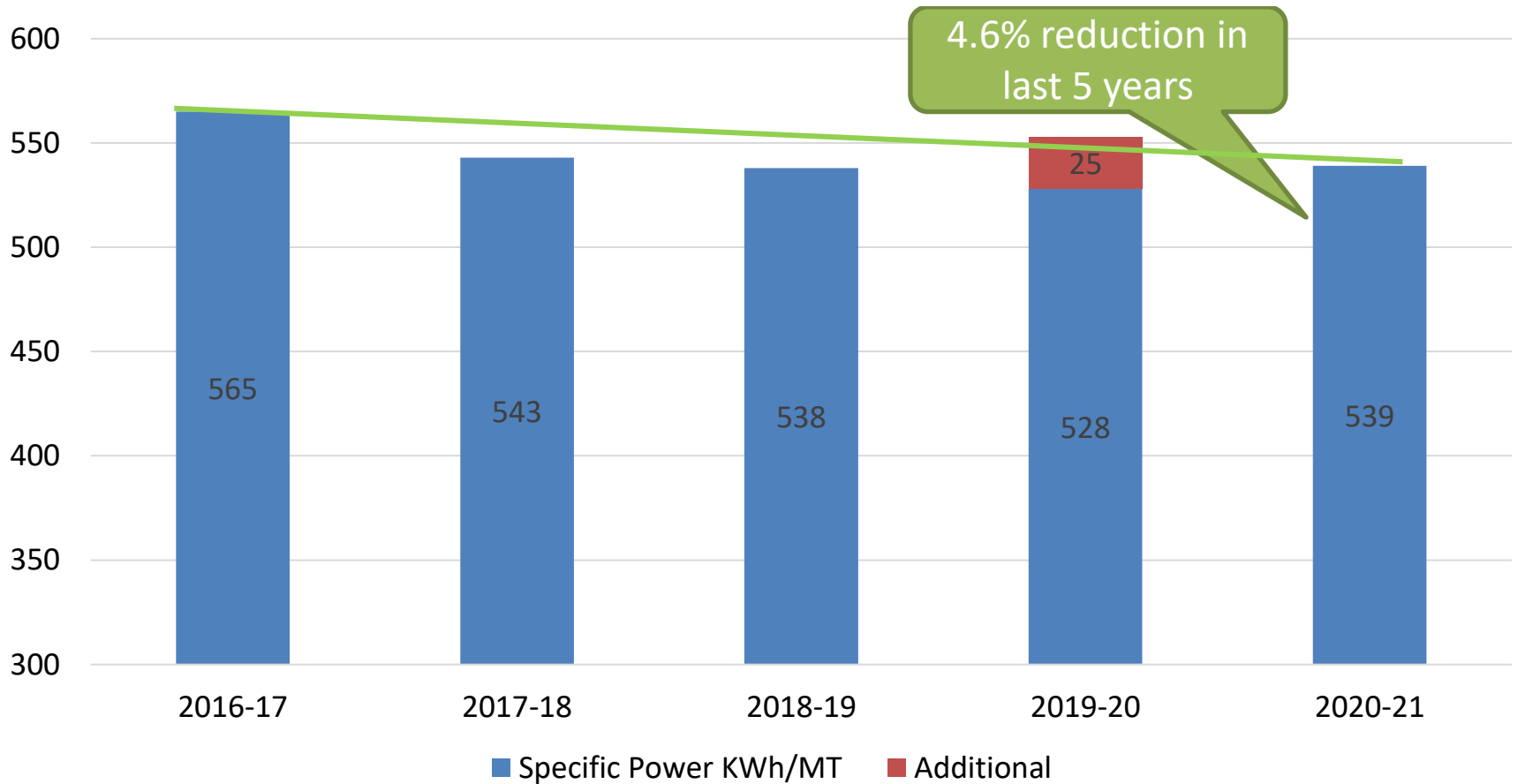
Energy Consumption <



ENERGY DISTRIBUTION (MTOE/MT)

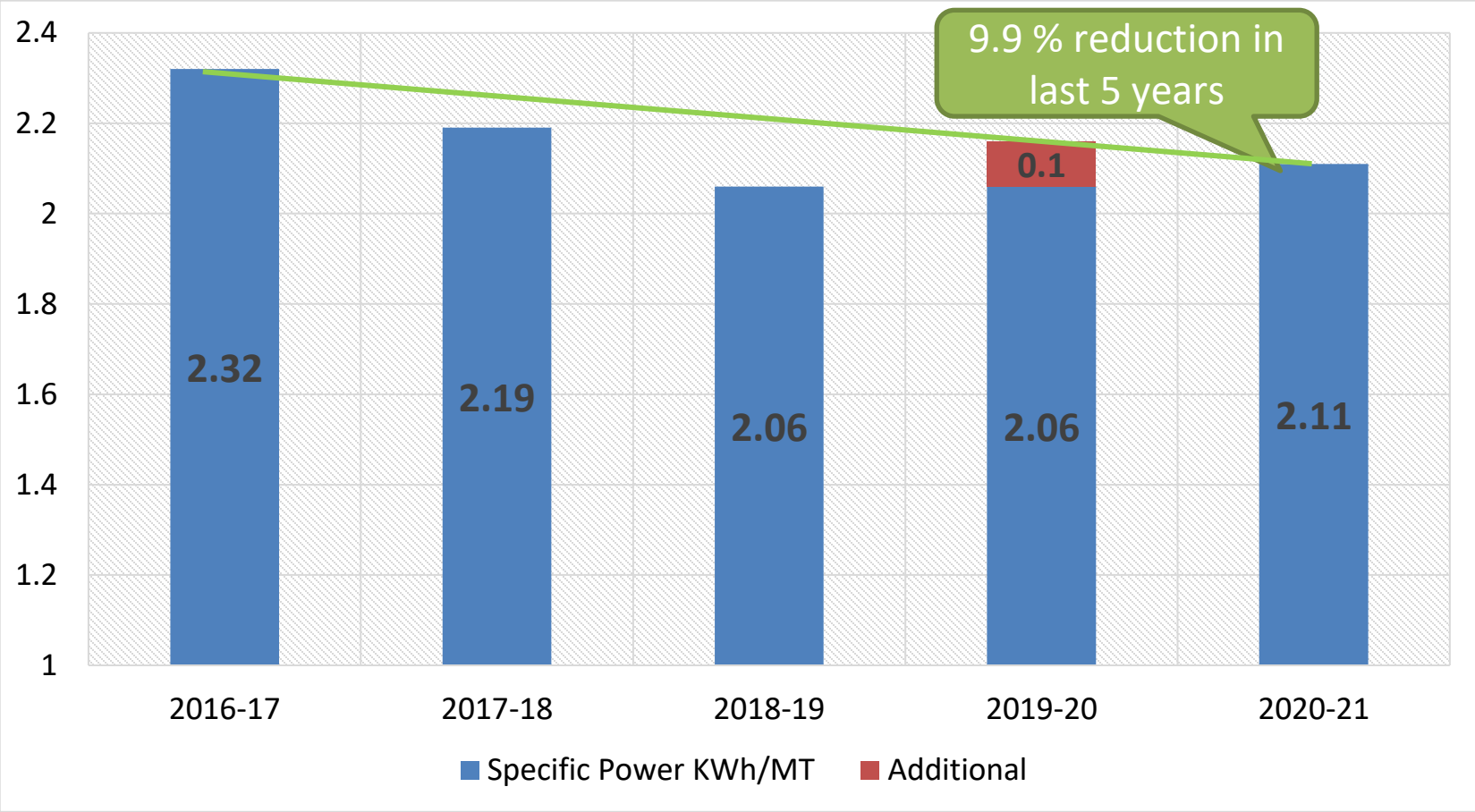


SPECIFIC POWER (KWH/MT)



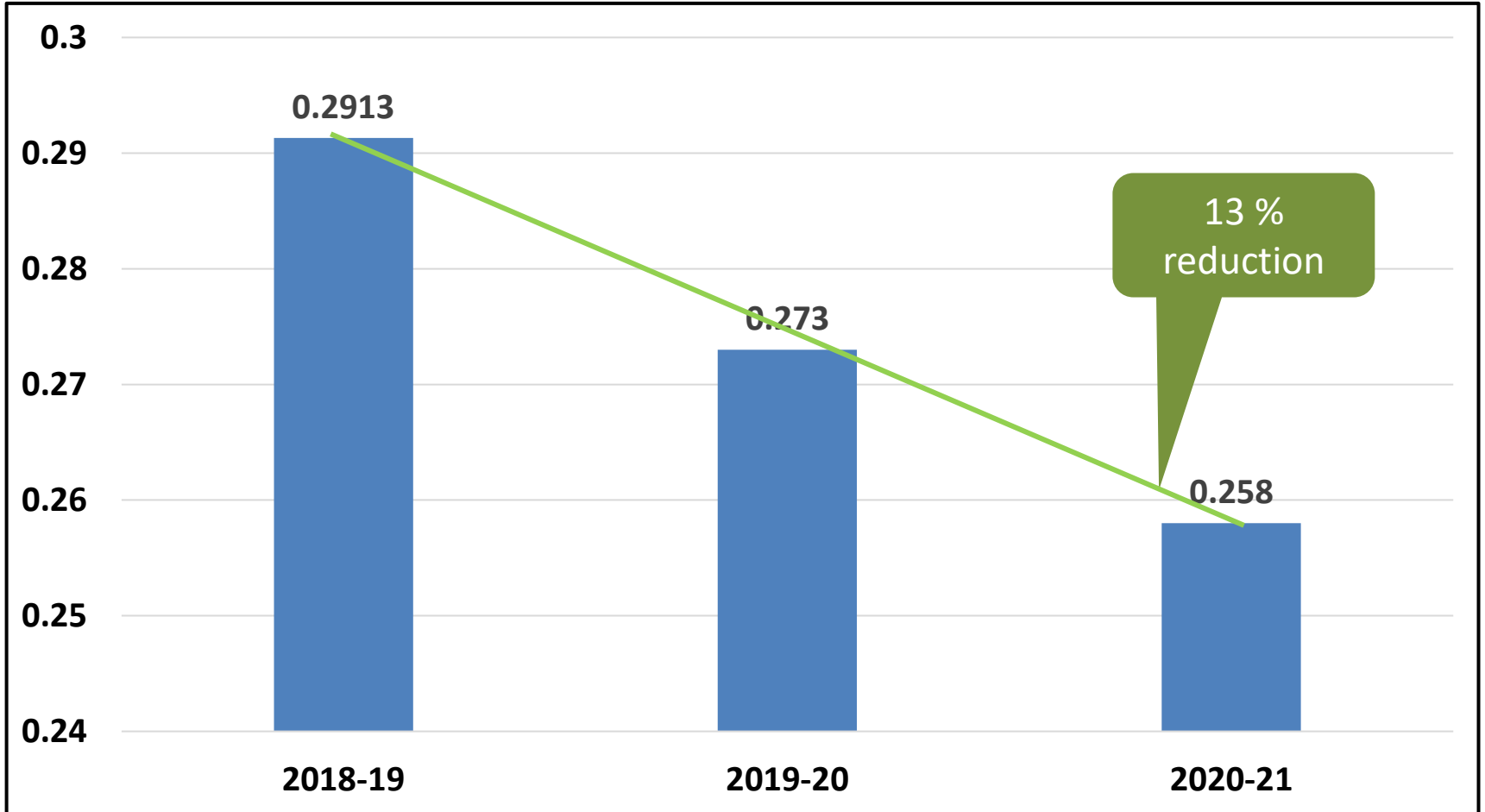
In 2019-20 Installation of Refiners and Gloss calendar to improve quality impact of 25KWH/MT

SPECIFIC STEAM (MT/MT)



In 2019-20 Gloss calendar is installed for improving quality, Impact is 0.1MT/MT

SPECIFIC ENERGY (MTOE/MT)



SPECIFIC POWER – SECTION WISE (KWH/MT)

DEPARTMENT	2018-19	2019-20	2020-21
Stock Preparation	224	236*	236*
Board Machine	222	225	216
Utility	81	79	75
Others	11	13	12
Total	538	553	539

* Refiners area added in stock preparation area to improve quality parameters.

GLOBAL BENCHMARK



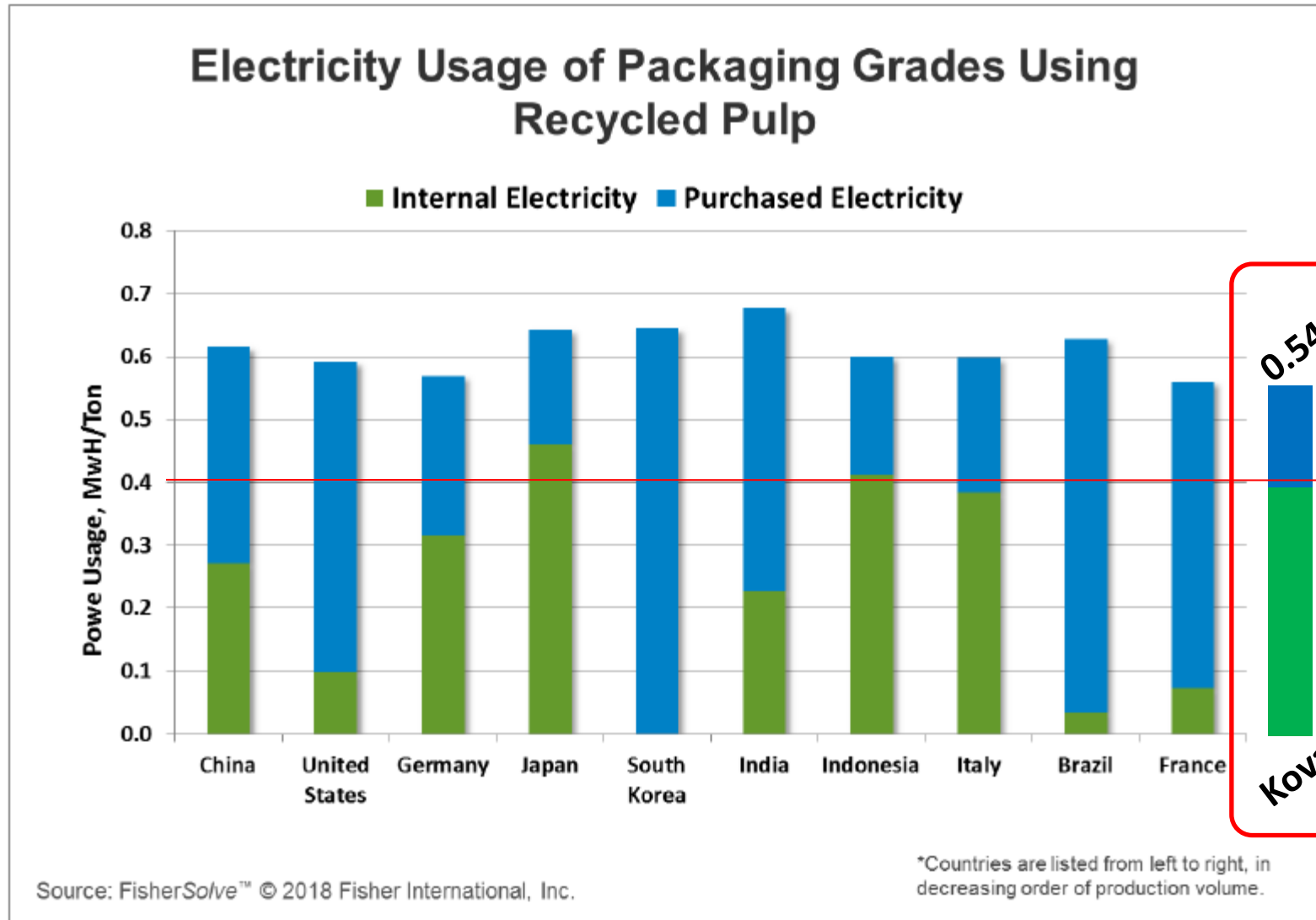
NATIONAL BENCHMARKING

Industry Group	Particulars	Units	Global Avg.	India Avg.	Industry Benchmark	Kovai
Wood Based Mills	Specific Electrical Energy Consumption	kWh/tonne of paper	1000-1100	1400-1500	1200	
	Specific Steam Consumption	Tonne of steam/tonne of paper	7.0-9.0	12.0-13.0	9.0	
Agro Based Mills	Specific Electrical Energy Consumption	kWh/tonne of paper	-	1200-1400	1000	
	Specific Steam Consumption	Tonne of steam/tonne of paper	-	12.0-14.0	10.0	
Recycled Fiber Based Mills producing unbleached grades	Specific Electrical Energy Consumption	kWh/tonne of paper	500	450-550	400	
	Specific Steam Consumption	Tonne of steam/tonne of paper	2.5	4.0-5.0	3.5	
Recycled Fiber Based Mills producing bleached grades	Specific Electrical Energy Consumption	kWh/tonne of paper	600-650	680-800	570	539
	Specific Steam Consumption	Tonne of steam/tonne of paper	4-4.5	6.0-7.0	5.0	2.11

Table 8: Specific Energy Consumption (Global Vs India)¹⁴

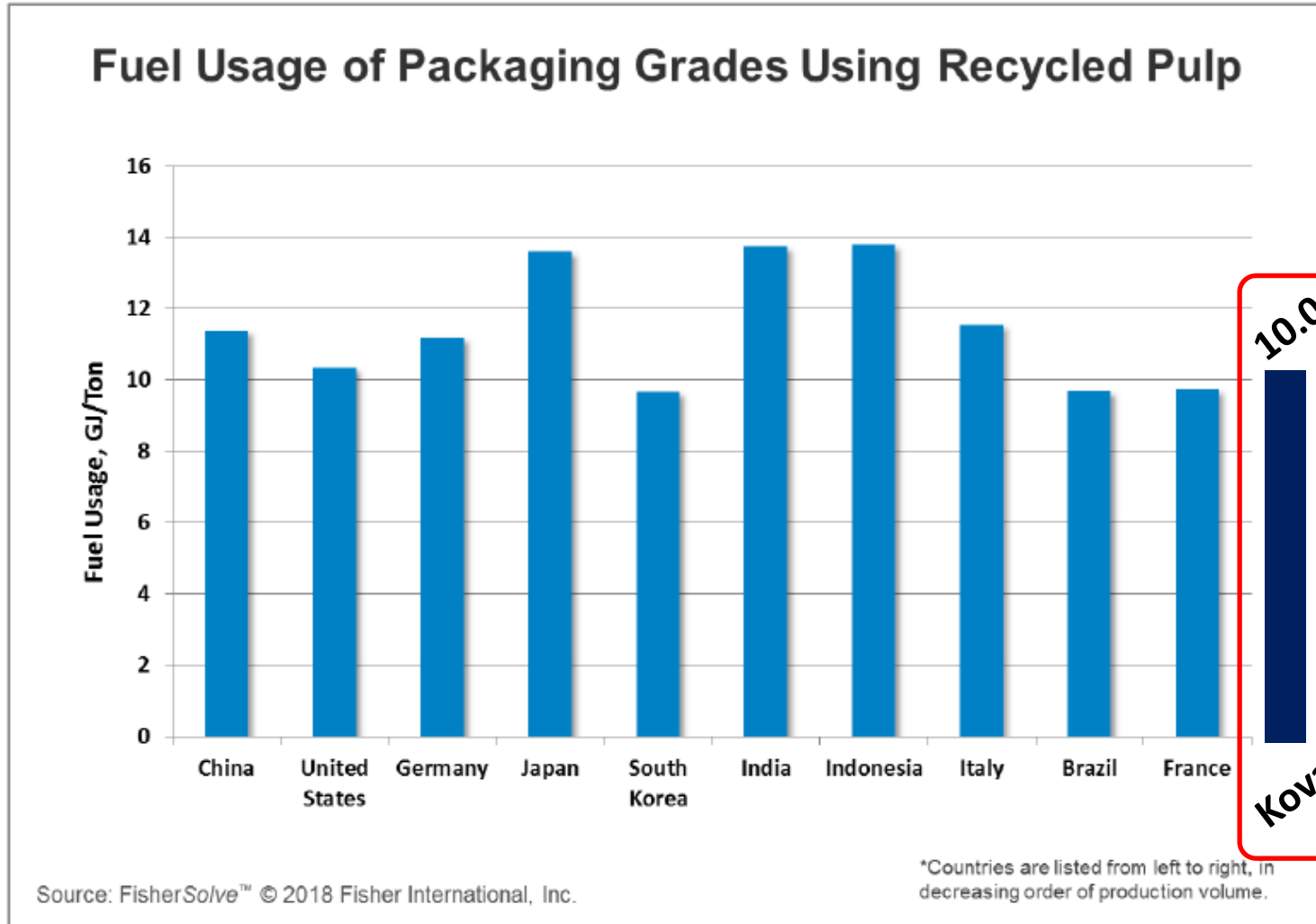
Source: *Benchmarking energy for Pulp & Paper Sector released by BEE, Sep 2018*

GLOBAL BENCHMARKING – ELECTRICAL ENERGY



Source: *Benchmarking Paper Mill energy efficiency and GHG Emissions for major producer countries*
Fisher International, February 2018

GLOBAL BENCHMARKING – FUEL



Source: *Benchmarking Paper Mill energy efficiency and GHG Emissions for major producer countries*
Fisher International, February 2018

ANNUAL ENERGY REDUCTION TARGETS

Unit Specific Power Consumption (Saleable)

KWH/Ton of Product

553

543

538

539

527

2017 - 18
Actual

2018-19
Actual

2019-20
Actual

2020-21
Actual

2021-22
Target

Unit Specific Steam Consumption (Saleable)

Ton /Ton of Product

2.19

2.06

2.16

2.11

2.06

2017 - 18
Actual

2018-19
Actual

2019-20
Actual

2020-21
Actual

2021-22
Target

Long Term Target, 2% Minimum Reduction year on year for next 3 years

LAST ROAD MAP TO ACHIEVE GLOBAL BEST (ELECTRICAL AND THERMAL)

Sl.No	Title of Energy Saving project implemented	Energy Saving Per day in kWh	Annual Total savings (Kwh)	Month of Implementation	Savings in 2020-21 Units	Annual Electrical Savings achieved		Total Annual Savings	Invest. Made	Payback months
						Units Million	Rs Million	Rs Million	Rs Million	
1	Replacement of energy efficient agitator for Chest no. 6	590	206640	Jun'20	172161	0.21	0.97	0.967	0.789	10
2	Replacement of energy efficient agitator for Chest no. 8	384	134400	Jun'20	111974	0.13	0.63	0.629	0.761	15
3	Replacement of top disc filter pump	264	92568	Jul'20	69410	0.09	0.43	0.433	0.141	4
4	Replacement of Chest no. 4 pump (South)	375	131376	Jul'20	98509	0.13	0.61	0.615	0.195	4
5	Replacement of Chest no. 6 pump TL fine feeder	500	175140	Aug'20	116733	0.18	0.81	0.809	0.195	3
6	Replacement of Chest no 8 pump (North)	312	109200	Sept'20	63685	0.11	0.50	0.505	0.178	4
7	VFD for Poire Sump pit pump	132	46200	Sept'20	26944	0.05	0.21	0.213	0.045	3
8	VFD for Drum pulper sump pit pump	120	42000	Sept'20	24494	0.04	0.19	0.194	0.045	3
9	VFD for vacuum receiver pump	41	14333	May'20	13135	0.01	0.07	0.07	0.045	8
10	VFD for Filler machine chest pump	100	35000	Aug'20	23328	0.04	0.16	0.162	0.733	54
11	Use of Machine instrument compressor for CPP	96	33600	Sept'20	19596	0.03	0.16	0.155	0.000	0
12	Pulley modification for trim pulper	276	96600	Aug'20	64385	0.10	0.45	0.446	0.000	0
13	Energy efficient pump for Krofta pump	144	50400	Nov'20	20995	0.05	0.23	0.233	0.204	10
14	Energy efficient pump for Secondary Underfilter pump 2	96	33600	Nov'20	13997	0.03	0.16	0.155	0.114	9
15	Energy efficient pump for DM water transfer pump	34	11760	Mar'21	4899	0.01	0.054	0.054	0.056	12
Total		3465	1212817		844246	1.21	5.60	0.00	3.50	8

13-08-2021

Total energy saving – 145 Kw

CURRENT ROAD MAP TO ACHIEVE GLOBAL BEST (ELECTRICAL AND THERMAL)

Sl.No	Equipment	Savings (KWH)	Unit/MT	Saving /Annum in Lacs	Target
1	Refiner accept chest pump & agitator stop	37	2.52	10.70	Completed
2	TL SCC Feed pump impeller trimming	5	0.30	1.45	Completed
3	Ultra-cone refiner feed chest pump optimized	9.6	0.60	2.78	Completed
4	Submersible Agitator for Chest - 3 Nos	58	3.94	16.77	Dec'21
5	Drum pulper VAT pump	20	1.36	5.78	Aug'21
6	Chest No: 9 Pump VFD	10	0.60	2.89	Aug'21
7	Energy efficient pump for Equalization pump	7	0.48	2.02	Jul'21
8	VFD for Krofta feed pump	6	0.40	1.73	Jul'21
9	Chest No: 14 Pump trimming	5	0.30	1.45	Aug'21
10	Secondary Under filter pump 1	4	0.48	1.16	Aug'21
11	Petax feed pump energy savings	4	0.30	1.16	Aug'21
	Total	196	23.41	56.55	

Implemented ideas in FY 21 – 22 - **71.00** KWh


ENERGY SAVING PROJECTS



ENCON PROJECTS IMPLEMENTED (LAST 3 YEARS)

Year	No. of Projects	Sum of Invest. Made (Rs Lakhs)	Sum of Total Annual Savings (Rs Lakhs)	Payback (Months)
2020-21	15	35	56	8
2019-20	11	141	117	14
2018-19	14	78.2	68	14
Total	40	254	241	36

INNOVATIVE PROJECT



Innovative Project

Online fluff collection system in Dryer Cylinders

Problem Statement :

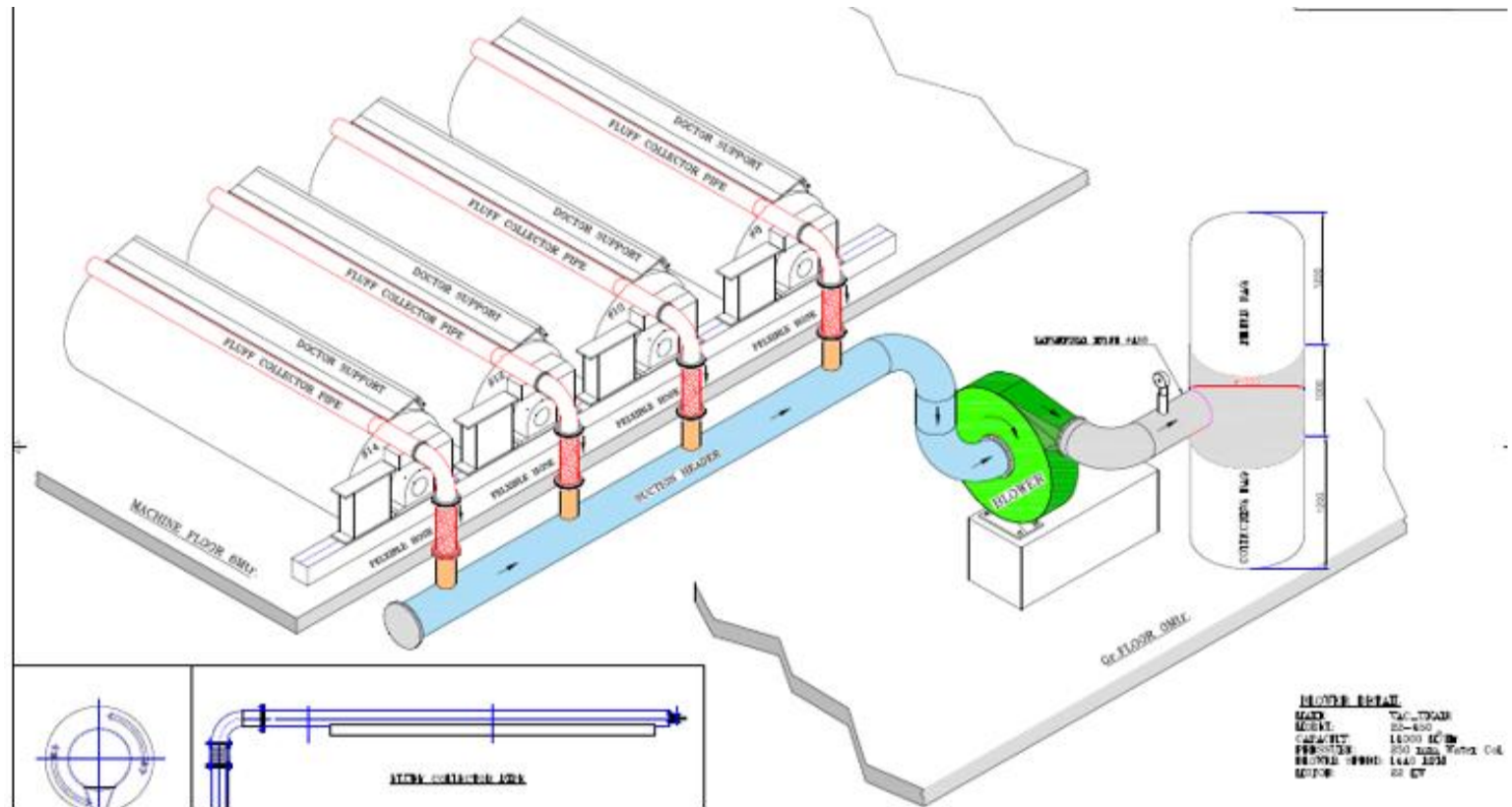
Unit Kovai is manufacturing Recycled boards of Grey back and White back of 210 to 420 GSM. In the Board manufacturing process Fluff is generated and being carried along with the Board web and depositing on the Board surface. Hence accumulated fluff in the doctor Holder is periodically cleaned manually by using industrial Vacuum Cleaner.



Impact /Loss:

- Production Repulp- 300 MT/Annum
- Power - 1.50 L KWh /Annum
- Steam - 600 MT/Annum
- Water - 2400 KL / Annum

Schematic Diagram of Fluff collection system



Internally designed idea implemented of fluff removal and collection system

Horizontally idea implemented in ITC - BCM – PM5

Online Fluff Collection system



In four Nos. of Dryer cylinder vacuum box installed with Blower and Fluff collection bag.

Benefits :

Saleable production Increased by

300 MT/Annum

Power reduced by

1.50 L Kwh

Water consumption reduced by

2400 KL / Annum

Steam consumption reduced by

600 MT/Annum

Financial Benefit :

Rs 50.00 Lacs / Annum

UTILISATION OF RENEWABLE ENERGY



UTILIZATION OF RENEWABLE ENERGY

Year	Technology	Type of Energy	Onsite / Offsite	Installed Capacity (MW)	Generation (Million Kwh)	% of Overall Electrical Energy
FY 2018-19	Wind Mill	Electrical	Offsite	7.50	12.73	21
FY 2019-20	Wind Mill	Electrical	Offsite	7.50	9.79	16
FY 2020-21	Wind Mill	Electrical	Offsite	7.50	12.24	22

Year	Technology	Type of Energy	Installed Capacity (MW)	Usage (Million Kcal)	% of Overall Thermal Energy
FY 2018-19	Biomass	Thermal	8.00	44961	12.37
FY 2019-20	Biomass	Thermal	8.00	46934	12.67
FY 2020-21	Biomass	Thermal	8.00	51282	14.58

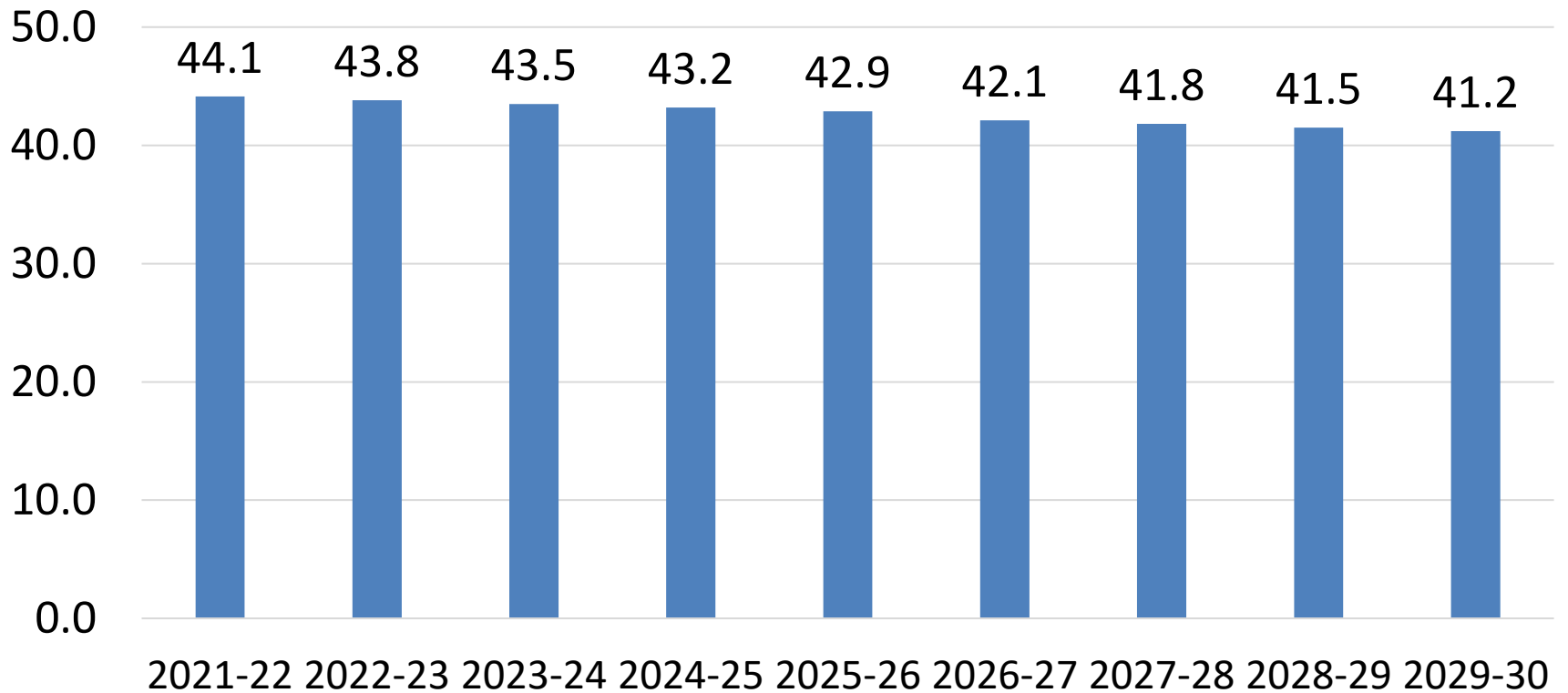
Renewable energy generation – Solar

Commissioned Solar plant of (3MWp DC/2.6MW AC) in **March'21**.



Expected Solar energy Generation for 10 Years

Solar energy generation plan in Lacs KWH



UTILISATION OF WASTE MATERIAL AS FUEL



waste



to

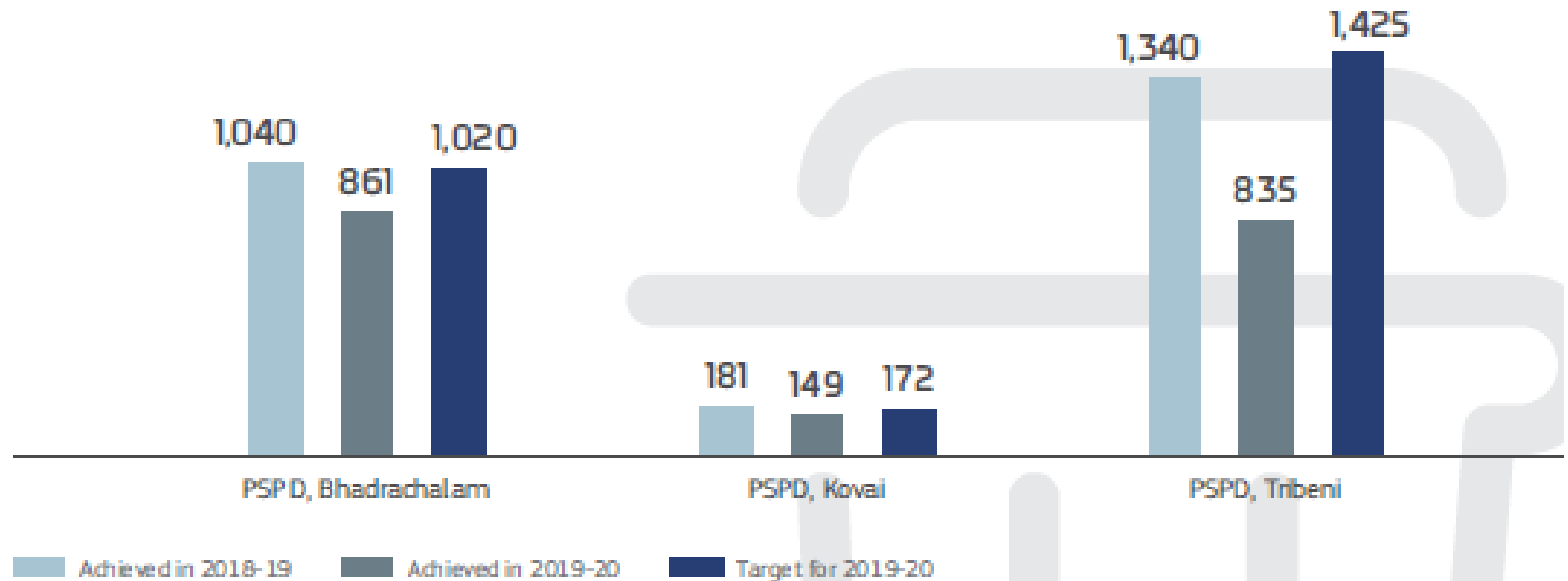


fuel

SPECIFIC WASTE GENERATION DECLARATION

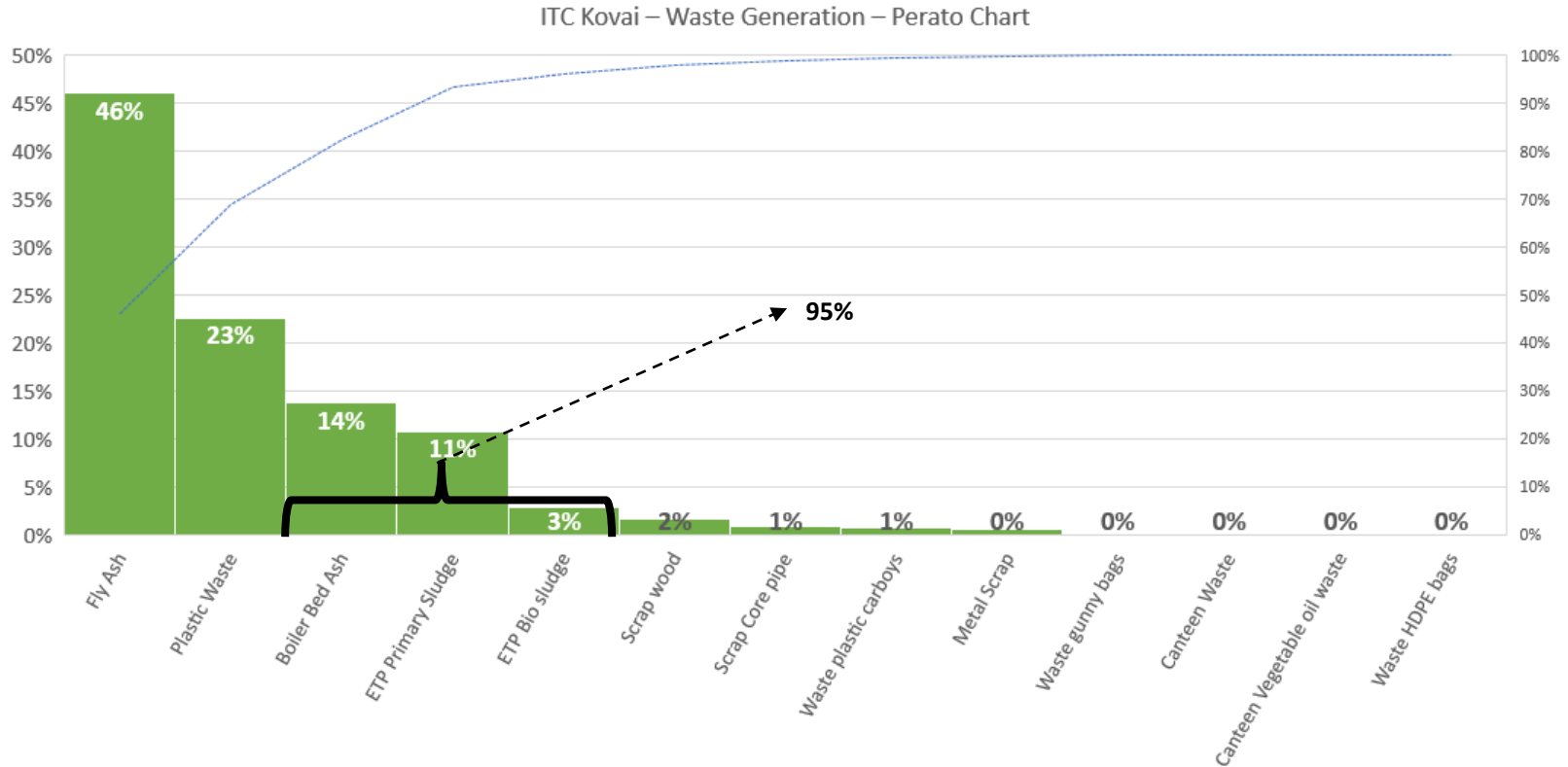
Specific Waste Generation

Kg of Waste/Tonne of Production



ITC's Sustainability Report FY 2020-21 is yet to be declared

WASTE GENERATION PARETO



Out of 13 category of waste only 4 category of waste has contributed to 95%

UTILIZATION OF WASTE MATERIAL



ETP Sludge

- 100% sludge generated is reused in process



Process Plastics Waste

- 100% sent to cement plants to Co-process in kiln



Fly Ash & Bed Ash

- 100% fly ash & Bed ash generated recycled for brick making

WASTE MANAGEMENT - INVENTORISATION

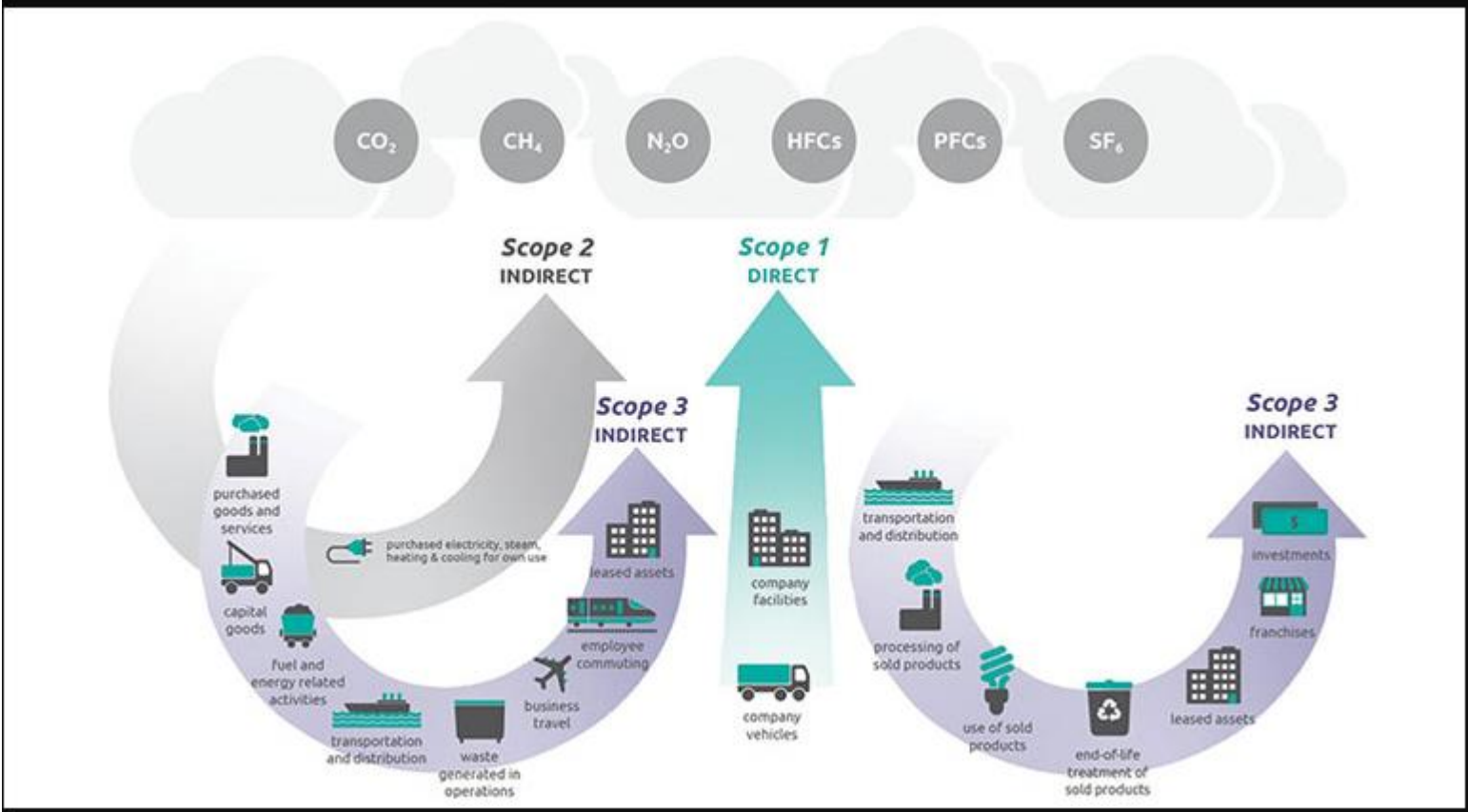
S No	Type	2018-19	2019-20	2020-21
1	Plastic Waste *	7150	9285	4515
2	Fly Ash	10592	9148	7269
3	ETP Primary Sludge *	747	1860	432
4	ETP Bio sludge *	954.7	1025	570
5	Boiler Bed Ash	440.13	170	732
6	Metal Scrap	79	78	391
7	Scrap wood	571	427	230
8	Scrap Core pipe	69.6	0	0
9	Waste gunny bags	0	10	113
10	Waste plastic carboys	25.03	16	53
11	Waste HDPE bags	105.02	147	0
12	Canteen Waste *	0.82	1	1
13	Canteen Vegetable oil waste	2.771	2	0
14	Total	20737	22169	14305

* All waste is reported on dry basis

PROJECTS IMPLEMENTED TO REDUCE NON HAZARDOUS WASTE MANAGEMENT AT PROCESS

S.No	Area	UOM	2017-18	2018-19	2019-20	2020-21
1	Fiber Loss	%	2.13	2.03	2.18	2.08
2	Finishing Loss (B/C/D)	% of Net Production	6.87	6.02	6.21	6.14
3	Machine stage Re- Pulp (A)	% of gross production	1.79	1.50	1.70	1.56
4	Machine stage Broke Gen.	%	2.57	2.16	2.13	2.15

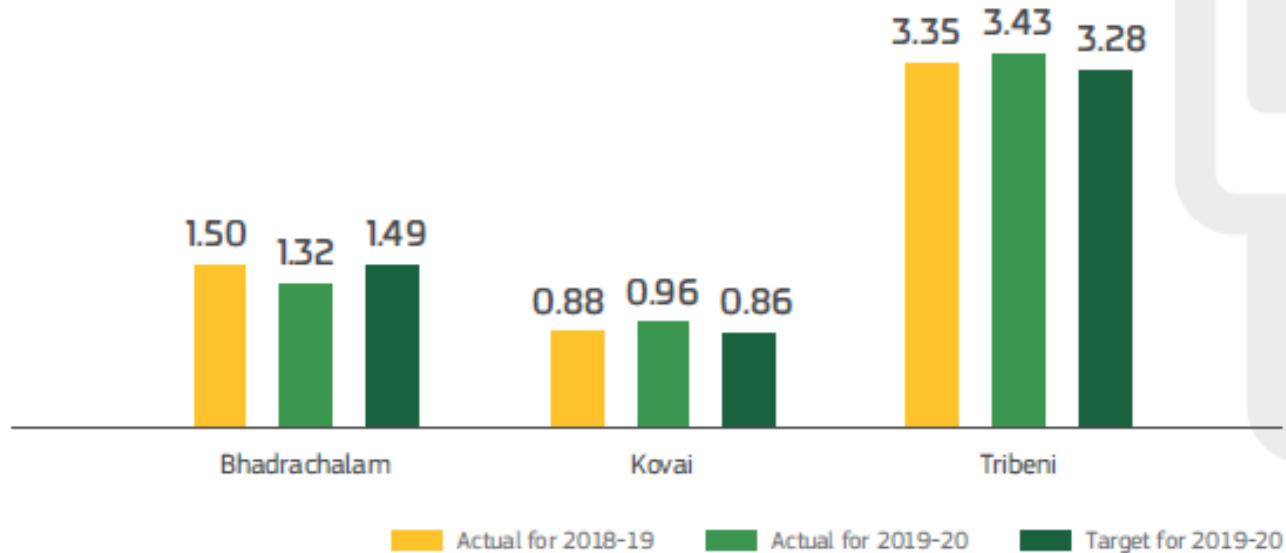
GHG INVENTORISATION



GHG EMISSION INVENTORIZATION

Total GHG emission, Specific Tonnes of CO₂/Tonne

Specific GHG Emissions
tCO₂e/T



ITC Sustainability is yet to be released for FY 2020-21

GHG EMISSION INVENTORIZATION MANAGEMENT

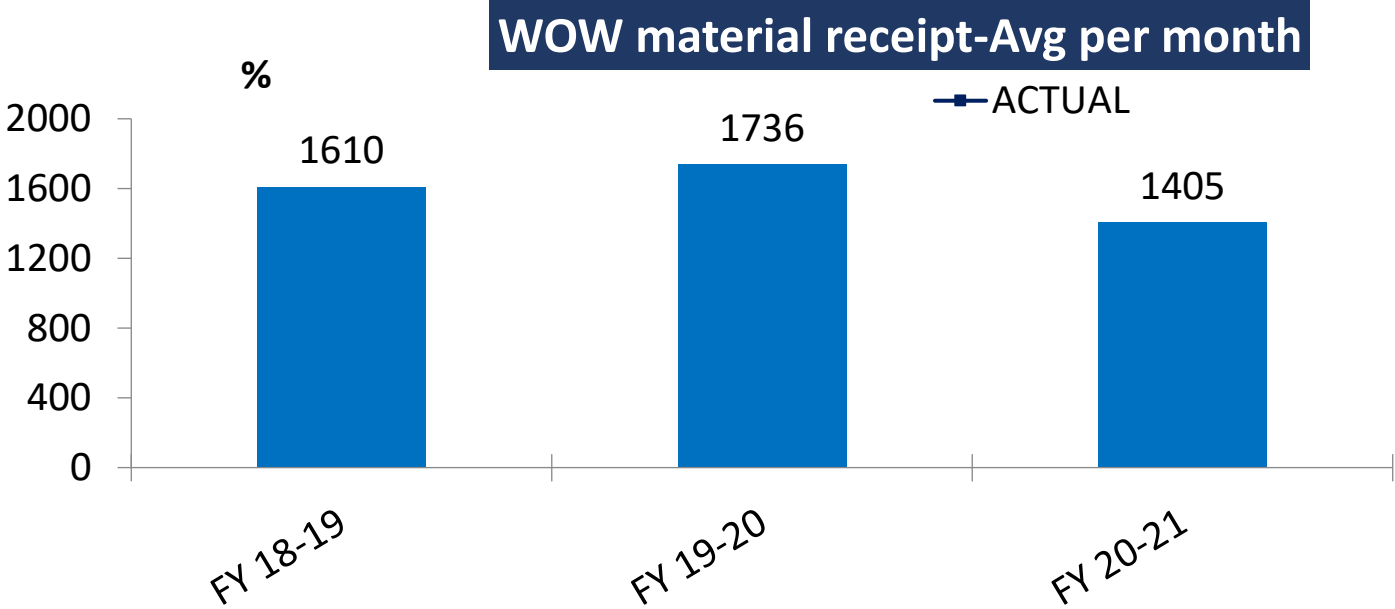
	Ton of Co2		
GHG emission Inventorization management	2018-19	2019-20	2020-21
Direct GHG Emissions (Scope-1)	99331	104391	84672
Energy Indirect GHG Emissions (Scope-2)	1281	3297	339
Other Indirect GHG Emissions (Scope-3)	28043	11228	12466
Total	128655	118916	97477

CO2 Emissions from combustion of Biomass is not considered

Green Supply Chain



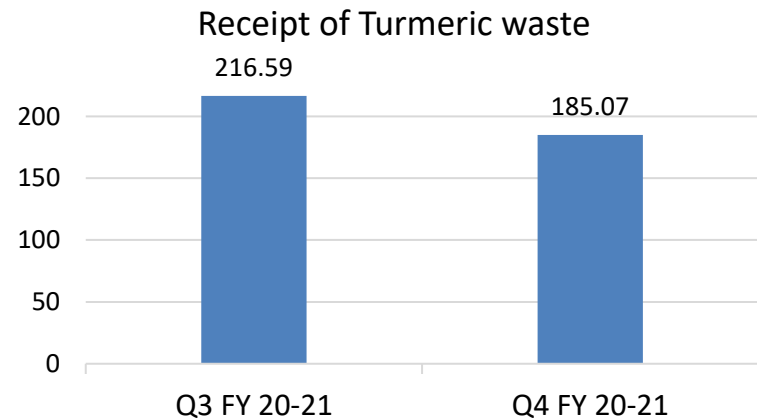
WoW collection



*In FY 20-21, due to Covid 19, the generation itself has come down as there is no schools/colleges & commercials functioning. Hence receipt has come down.

New Fuel development

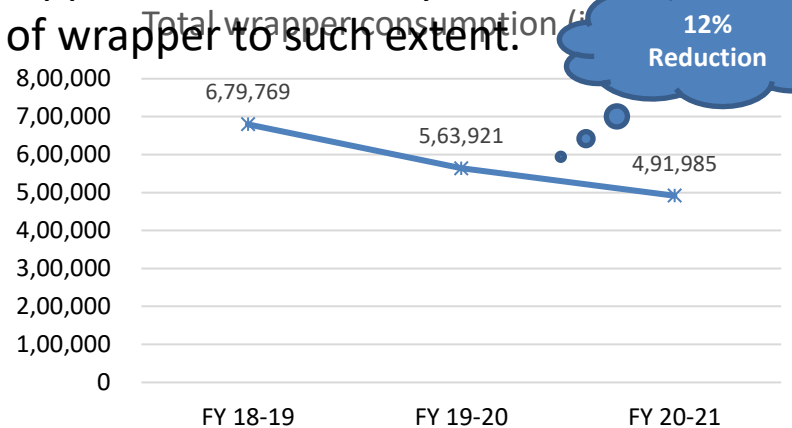
- Turmeric Waste – earlier this was going for land fill. We have identified this material as a Bio-fuel for our raw material.
- Started procuring this from Nov-20



Material Conservation

- Wrapper 80 GSM to 70 GSM
 - Earlier we use to purchase 80 GSM Kraft wrapper (approx 50 MT per month requirement). During FY 20-21, we developed 70 GSM Kraft wrapper and this has reduced our consumption to 44 MT per month i.e., our requirement has reduced by 6 MT per month.
 - With this project, our requirement of Kraft wrapper has reduced by 12% and hence the raw material consumption for manufacturing of wrapper to such extent.

Category	FY 18-19	FY 19-20	FY 20-21
70gsm paper	0	286,293	491,985
80 GSM paper	679,769	277,628	0
Grand Total	679,769	563,921	491,985
Avg per month	56,647	46,993	44,726



Awareness to suppliers

- Due to pandemic, owing to the restrictions of travel, our visit to suppliers and training them on their factories has come down w.r.t previous FYs
- However, we are continuously giving awareness to maximum extent possible by using the leverage of digital technology



 **Green Supply Chain - Innovation Award from ITC PSPD**
Saravankumar C to Saravankumar C
Cc: Yadagin Reddy, Rajumar E, K.Kumaresan
Bcc: sunyactingworks, shreesarangasathar, "SRI BALAJI PAPER CONVERTERS UNIT II", "bpc cbe", "vishapaper", "Enoy Jose (Peru)", "Cpa Subramaniam", "bala sundaram", "SUGAN PUGLIA" [Show Details](#)
30/01/2021 09:04 AM

Wish you a happy and prosperous New Year 2021

As you are aware that ITC Limited is committed towards Green environment and sustenance, one of the recognition we received is - **GreenCo Platinum award from IIC since 2015.**

In continuation to our journey in contributing to society, we are constantly engaging our suppliers by giving awareness about Green Supply Chain, Material conservation, Energy/Water savings & reduction in GHG Emission etc. and also by recognizing our suppliers and awarding them for their contribution to Green environment.

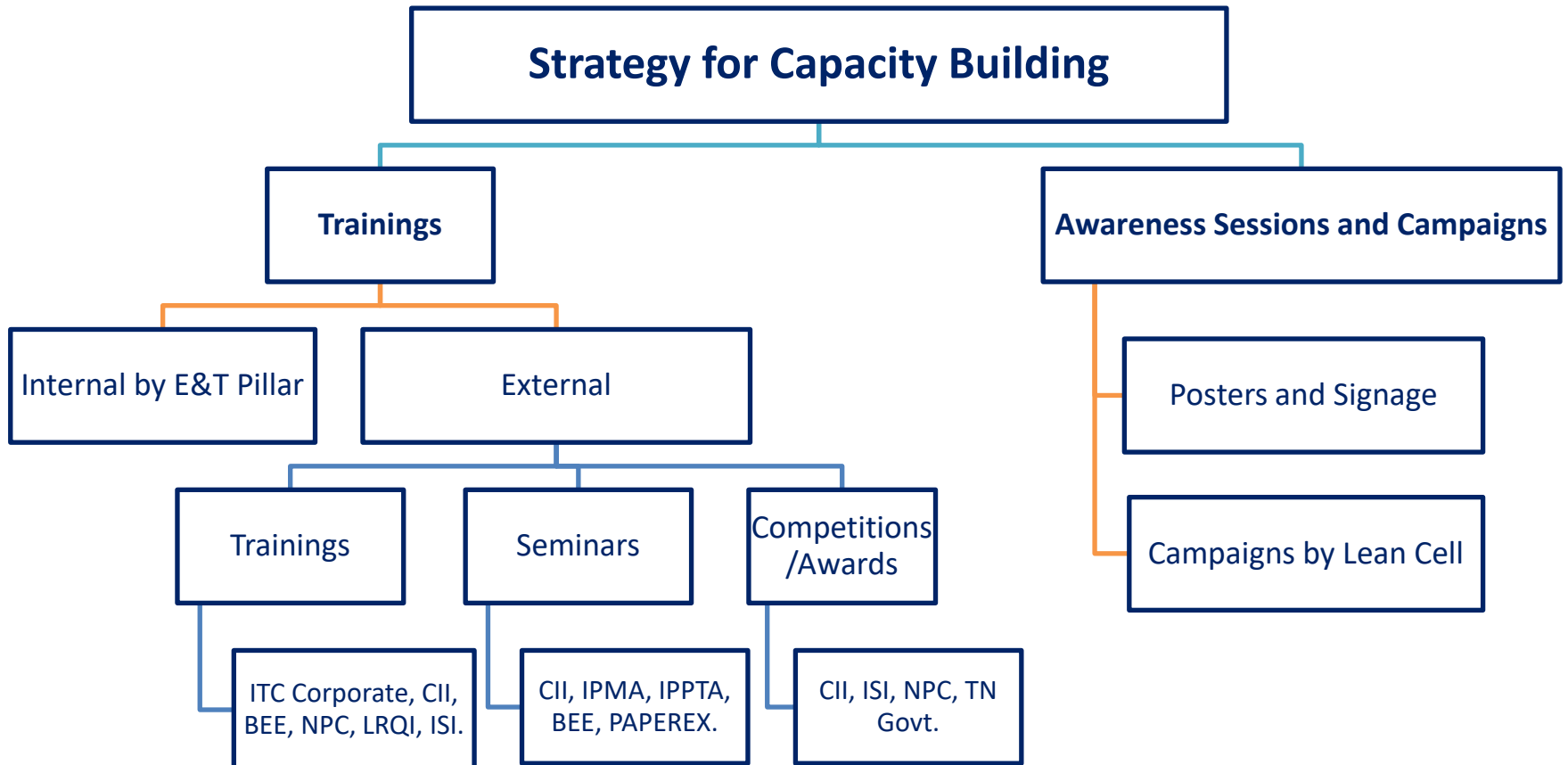


TEAM WORK, EMPLOYEE INVOLVEMENT & MONITORING



EMPLOYEE INVOLVEMENT & CAPACITY BUILDING

Awareness creation, Training & Capacity building



ENERGY MANAGEMENT CELL & ENERGY MANAGER

SNo	Name	Specialization	Energy Cell Role
1	N Alagiri	Energy Manager & Environment	Head - Engineering
2	P.Jayasankar	Energy Manger	Designated Unit Energy Manager
3	Iswara Prasad	Energy Manager & Electrical	Board Machine representative
4	S.Rajaram	Energy Manager & Operation	Utility representative
5	M.Phaneendhra	Energy Manager & Mechanical	Engineering representative
6	G Srikanth	Electrical	Electrical representative
7	V.Abinesh	E&I	Stock representative
8	P.Saranraj	Mechanical	Stock representative
9	S Vignesh	Mechanical	Utility representative
10	R.Siva	Process	Board Machine representative
11	N.Sasi Kumar	Process	Stock representative

Employee Initiatives - Glimpse



Kaizen Competition among all AET/ SET & Service PACTS were invited to showcase their Best Kaizen with 4 Jury Members


Intra Competitions



To ensure culture of competition Internal Competition (Kaizens, best Subject pts)

(Subject pts)
(Kaizens , best

Live Pragmatic Sessions



Session with live data & Programs – To Improve to use of tools with purpose SPC, FMEA , MTTR , RA etc

RA etc
' FMEA ' MTTR

EMPLOYEE ENGAGEMENT

Kovai Kaizen Competition- Winners!!!

Congratulations

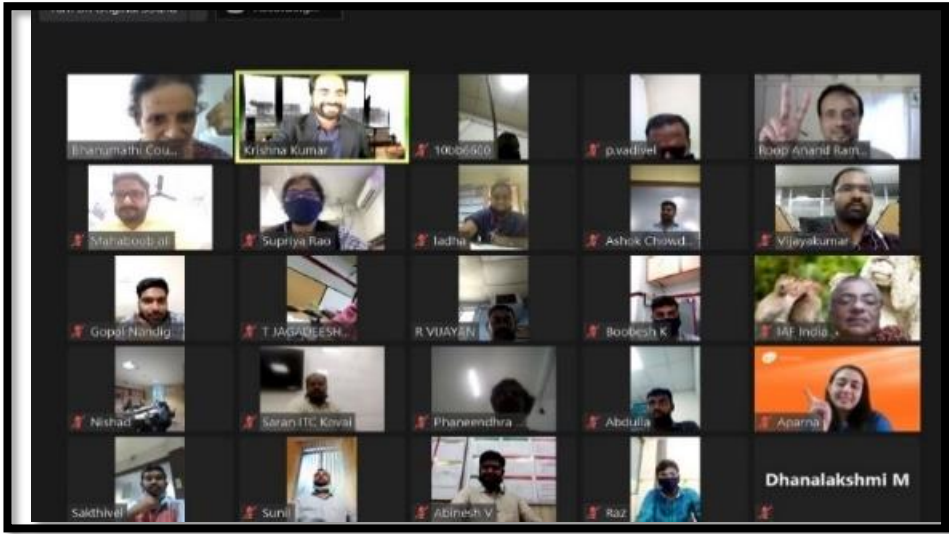
1st Edition KKC - Kovai Kaizen Competition - Winners List

Employee Manf Category		Max	400			
S No	AET	Participant	Kaizen Theme	Total Score	Rank	Prize
1	FH AET	Chellaiah	Avoid Slitting dust on board sheet	315	1	First
2	Utilities AET	Bhuvaneshwaran	MCWP VFD terminal modification	313	2	Second
3	Utilities AET	Nallendran	BFWP Safe operation of suction valve	312	3	Third
Manager Manf Category		Max	400			
S No	AET	Participant	Kaizen Theme	Total Score	Rank	Prize
1	Utilities AET	N Vijay Kumar	IOT Tech adoption for Stack emission data transfer of old boiler	327	1	First
2	Stock AET	Abinesh	Sump pit Issue resoluition	317	2	Second
3	FH AET	Narendra	Slitting Section Improvement	306	3	Third
4	Stock AET	Chanchal Das	F/c Disperser system	306	3	Third
Manager Service Category		Max	400			
S No	SET	Participant	Kaizen Theme	Total Score	Rank	Prize
1	Finance SET	Anand	E Auction of scrap materials / old vehicles	322	1	First
2	HR SET	Sreejith	Managerial competency analysis	315	2	Second
3	Finance SET	Anand	Restructuring of Guest house cash receipts	309	3	Third



S/No	Kovai Kaizen Competition	TOTAL
1.	Number Employee Presented PPT	19
2.	Number Manager Presented PPT	40
TOTAL 59 PPTs in 2 Days Competitive Platform		59

Trainings -Glimpse



REWARD & RECOGNISATION

Reward Methodology:

- All monetary reward for employees and managers shall be credited to their salary in the subsequent months.
- For ESP & Badli of any PACT or Non-PACT members, the reward will be in kind only through ITC products, as mentioned in Category 6

SI No	Kaizen Benefit Category	Reward Category	Frequency of Evaluation	Individual Reward Value in Rs	Team Reward Value in Rs
1	All PQCDME Ideas	Best Kaizen for the Quarter (Individual)- Each PACT	Quarterly	1000	Max 100 per head (Max Rs1000/-per team)
		Best Kaizen for the Quarter (Group) – Each PACT		-	Max 100 per head (Max Rs1000/-per team)
2	All PQCDME Ideas	Innovator of the Quarter- Individuals who have conceived and implemented 15 or more kaizen in a Quarter –Each PACT	Quarterly	500	Max 50 per head (MaxRs500/-per team)
3	Safety and Cost (Kaizen savings upto 1 lakh)	Best Kaizen for the Quarter(Individual) – Each PACT	Quarterly	500	Max 50 per head (MaxRs500/-per team)
		Best Kaizen for the Quarter (Group) – Each PACT			Max 50 per head (MaxRs500/-per team)
4	Inter PACT Competition	All PACTS	Quarterly		3000
5a	All ideas with savings Morethan 1 lakh upto 5 lakhs	All Kaizen with monetary benefits upto 5Lakhs (Applicable for PACT members only)	Anytime	4000	-
5b	All ideas with savings Morethan 5 lakhs	All Kaizen with monetary benefits more than5 Lakhs (Applicable for PACT members and managers)	Anytime	6000	-
5	Role Models	Each Role Model- Gift as and when declared by steering committee	One time	5000	-
6	Best Kaizen selected is from ESP& Badli of any PACT or of Non-PACT members	One Best Kaizen Idea / Quarterly – which got implemented by the ESP, Badli of any PACT or ESP of Non-PACT members	Quarterly	500	Max 50 per head (MaxRs500/-per team)

Divisional Level Recognitions

Kovai – Engg & PM



Spot Awards - Kaizens

P Jayasankar S Arun Kumar K Boobesh S Ramesh



Satishkumar Samraj N Gopal Chowdary

"In-house Development of an On-line Fluff Collection System in Pre-Dryers"

Kovai- Finance, Materials & Operations



Spot Awards - Others

F Saleem Anand Ramachandran N Yadagiri Reddy J Stanley Buniyan

"Effectively salvaging value from Scrap Yard"

Kovai – Paper Machine



Spot Awards - Kaizens

E Rajkumar S Rajendran N Sasikumar



P Saranraj P Anand Kumar

"Fiber Recovery from FL Fine Screen Rejects"

Kovai – Paper Machine

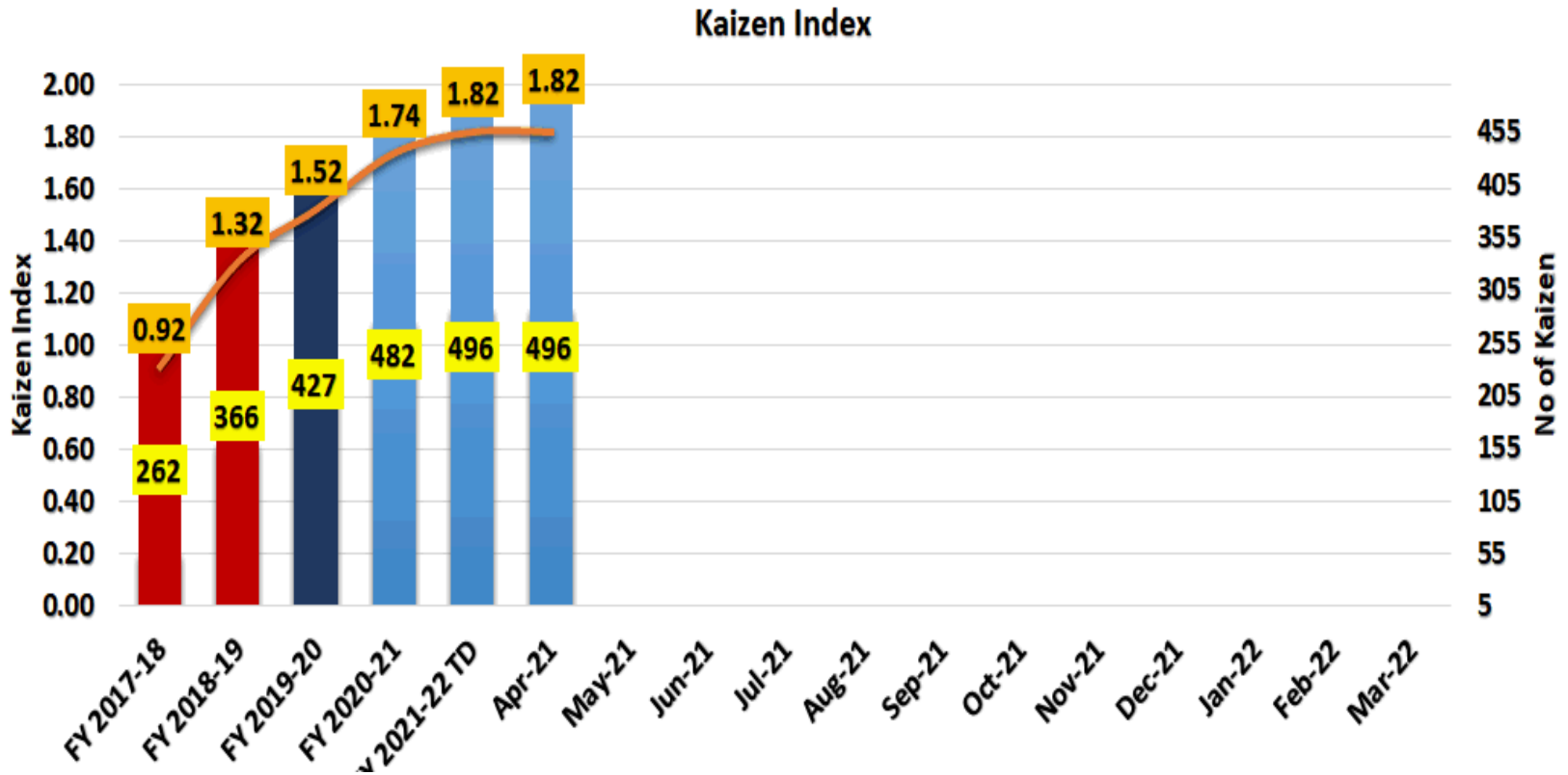


Spot Awards - Kaizens

R Shiva S Arun Kumar Satishkumar Samraj K Boobesh

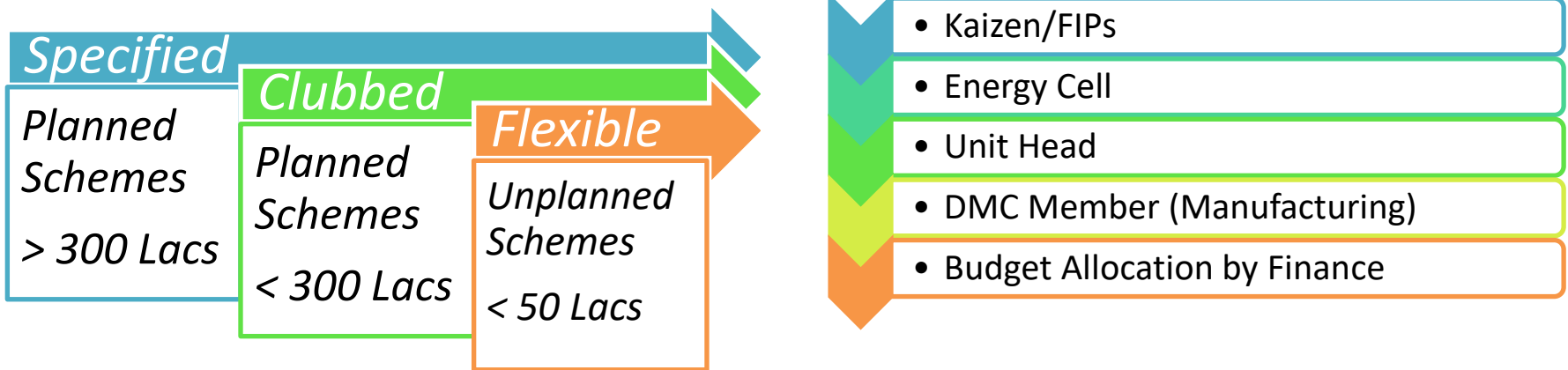
"Reusage of Edge Doctor wiped Size Press Starch by collecting it in Vibrating Screen"

KAIZEN INDEX



FINANCIAL RESOURCE ALLOCATION: CRITERIA & PROCESS

- Planned Initiatives → Planned Schemes.
- Kaizen/FIPs → Unplanned Schemes.



Revenue Fund allocation & utilization

- Kaizens related to non capital asset will be implemented through revenue budget
- One time budget is reserved for Kaizens / FIPs

Eg: Pump efficiency coating, automation, line modification etc.

MONTHLY REVIEWS PERTAINING TO ENERGY EFFICIENCY



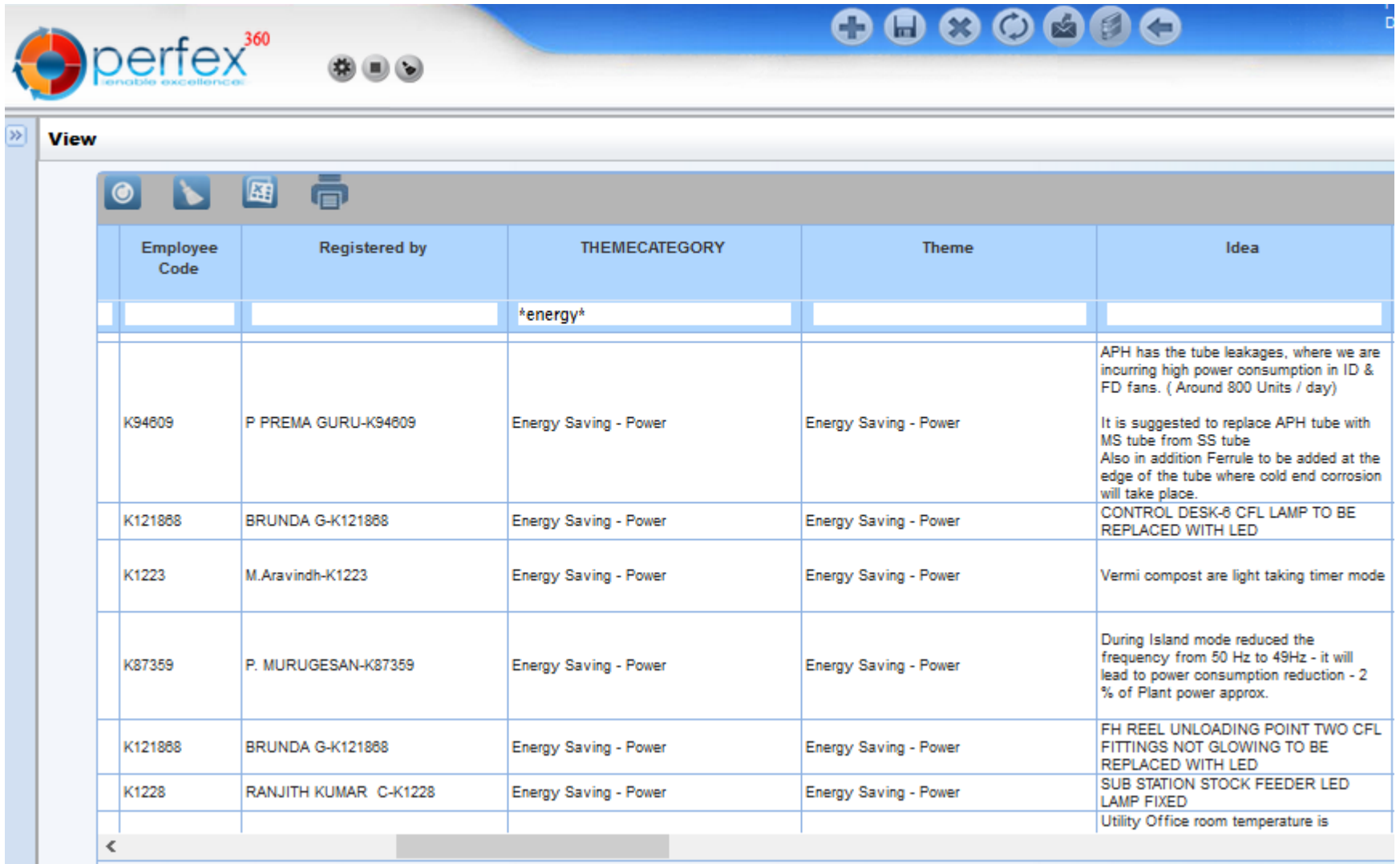
Monthly review at OGM meetings by the USB

Cross functional Energy Management Cell holds weekly meetings to review the energy consumption and initiates Energy Conservation Projects

Daily area wise Energy consumptions monitored, reviewed in AET meetings and updated in AET Boards

ENERGY MANAGEMENT SYSTEMS

KAIZEN ENTRY IN PERFEX



Employee Code	Registered by	THEMECATEGORY	Theme	Idea
		energy		
K94609	P PREMA GURU-K94609	Energy Saving - Power	Energy Saving - Power	APH has the tube leakages, where we are incurring high power consumption in ID & FD fans. (Around 800 Units / day) It is suggested to replace APH tube with MS tube from SS tube Also in addition Ferrule to be added at the edge of the tube where cold end corrosion will take place.
K121888	BRUNDA G-K121888	Energy Saving - Power	Energy Saving - Power	CONTROL DESK-6 CFL LAMP TO BE REPLACED WITH LED
K1223	M.Aravindh-K1223	Energy Saving - Power	Energy Saving - Power	Vermi compost are light taking timer mode
K87359	P. MURUGESAN-K87359	Energy Saving - Power	Energy Saving - Power	During Island mode reduced the frequency from 50 Hz to 49Hz - it will lead to power consumption reduction - 2 % of Plant power approx.
K121888	BRUNDA G-K121888	Energy Saving - Power	Energy Saving - Power	FH REEL UNLOADING POINT TWO CFL FITTINGS NOT GLOWING TO BE REPLACED WITH LED
K1228	RANJITH KUMAR C-K1228	Energy Saving - Power	Energy Saving - Power	SUB STATION STOCK FEEDER LED LAMP FIXED Utility Office room temperature is

IMPLEMENTATION OF ISO 50001/GREEN CO/IGBC RATING



Awards
&
Recognitions

AWARDS RECEIVED BY UNIT KOVAI – April 2020 To March 2021

1. C.I.I - 21stNational Award for Excellence in Energy Management 2020 - 25-28th Aug”2020 CII Hyderabad;

- Unit Kovai has been awarded as Energy Efficient Unit by jury of National Award for Excellence in Energy Management held on **25-28th Aug”2020 CII Hyderabad;**
- A Unique achievement by Advance Process Control APC for effective utilization of Wind Energy & Co-generation.

2. C.I.I 15th Online Continuous Improvement Kaizen Competition 2020 - 18th – 21st Aug”2020 ; CII Chennai

- Unit Kovai has been awarded with 1st Prize in Large Manufacturing Supervisor Category for Continuous Improvement (Kaizen) Competition held on **18th – 21st Aug”2020 CII Chennai** ; Kaizen for eliminating boiler fuel-line ; manual cleaning by automation via compressed air.

3. C.I.I 13th National Competitiveness & Cluster Summit 2020 – 18 &19th Dec”2020 ; CII Chandigarh

- Unit Kovai Finance won the 1st Prize in Large Manufacturing Category in Kaizen Category ;
- For Cost Competitive Organization held on 18-19th Dec”2020 ; Chandigarh
- Kaizen was on cost reduction via E-Auction of scrap & Old Company Vehicles which can be carried out by availing the services of an internet auction service provider. Through this, Company will have access to new buyers. This will also help the company in achieving greater value realizations and will lead to better price discovery. Proper audit trail will also be available and the entire process will be very transparent.

4. C.I.I 13thNational Competitiveness & Cluster Summit 2020 – 18 &19th Dec”2020 ; CII Chandigarh

Theme- Best HR Practices (Involvement via L&D)

- Unit Kovai HR won the 2nd Position in Large Manufacturing Category in Best HR Practices – Involvement via Training (Case Study)
- A tool & exercise for HODs based on ITC Core Competencies which could asses subordinate behavioral gaps in aggregate percentages based on each competency questionnaire and also a graphically representation in a radar diagram which gave the leader a priority to select a Prime & Specific Training Programme from a Module based Training calendar framed holistically for division.

5. GreenCo Trending Performer Award – October 2020

- Unit Kovai won the GreenCoTrending Performer Award 2020 ; For the Unit efforts to sustain and overall improve unique initiatives & Excellent Achievements in GreenCo Aspects



Confederation of Indian Industry
125 Years - Since 1895



CII - GreenCo Star Performer Awards 2020

Certificate of Recognition

AWARDED TO

ITC Limited, PSPD, Unit:Kovai

In recognition of excellence in GreenCo Performance
and achieving GreenCo Trending Performer Award 2020

October 2020

K S Venkatagiri
Executive Director
CII - Godrej GBC

Pradeep Bhargava
Chairman
GreenCo Council
CII - Godrej GBC

L S Ganapati
Chairman
GreenCo Assessors Panel
CII - Godrej GBC



AWS & ISO 50001

- **Unit Kovai is the First Paper Mill in the world to achieve platinum rating – the highest rating – under the Alliance for Water Stewardship standards..**
- ITC Kovai is the first site in India and only the second in the world to be awarded this certification based on international benchmarks in water stewardship. The fact that the ITC Kovai was awarded the prestigious AWS Platinum level certification - only awarded to those sites that meet the very highest standards - is testament to the extensive actions directed beyond the site's own water use to supporting communities, vulnerable groups and local agencies to build a sustainable future.



THANK YOU

